



**PATERE - 70''H / METAL NOIR ET SOUTIEN A
PARAPLUIE**

**COAT RACK - 70''H / BLACK METAL WITH AN
UMBRELLA HOLDER**

I 2031

**INSTRUCTIONS D'ASSEMBLAGE
ASSEMBLY INSTRUCTIONS**

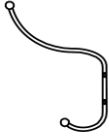




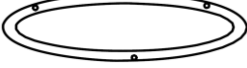



**POUR DE L'ASSISTANCE OU POUR COMMANDER
DES PIÈCES CONTACTEZ NOTRE DÉPARTEMENT
DE SERVICE À LA CLIENTÈLE.**

**FOR ASSISTANCE OR TO ORDER PARTS
CONTACT OUR CUSTOMER SERVICE DEPARTMENT**

WWW.MONARCHSERVICE.COM

IDENTIFICATION DES PIÈCES
PARTS IDENTIFICATION

| | | | |
|---|---|--|--------------|
| 1 |  | CROCHET HOOK | 6MCX 6PCS |
| 2 |  | PATTE LEG | 3MCX 3PCS |
| 3 |  | POTEAU DU HAUT TOP POST | 1MC 1PC |
| 4 |  | POTEAU DU CENTER MIDDLE POST | 1MC 1PC |
| 5 |  | POTEAU DU BAS BOTTOM POST | 1MC 1PC |
| 6 |  | BASE RONDE ROUND BASE | 1MC 1PC |
| 7 |  | CONNECTEUR DE POTEAU POST CONNECTOR | 2MCX 2PCS |

IDENTIFICATION DES PIÈCES DE MONTAGE
HARDWARE IDENTIFICATION

| | | | |
|---|---|-------------|----------------|
| A |  | Ø8MM X 60MM | 2MCX 2PCS |
| B |  | Ø5MM X 25MM | 12MCX 12PCS |
| C |  | Ø6MM X 30MM | 6MCX 6PCS |
| D |  | Ø4MM X 25MM | 3MCX 3PCS |
| E |  | Ø4MM | 1MC 1PC |

ÉTAPE / STEP 1

