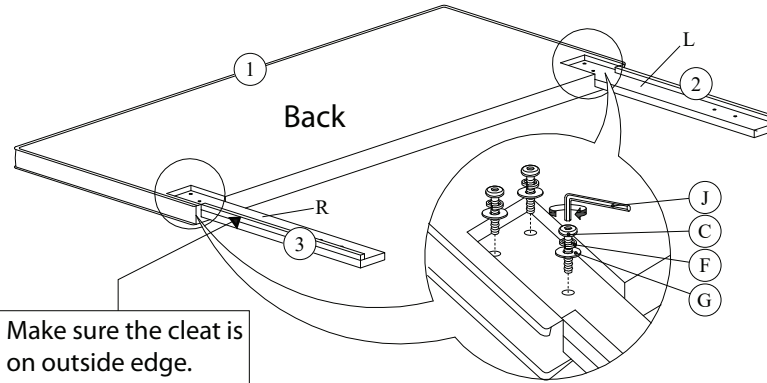


ASSEMBLY INSTRUCTION

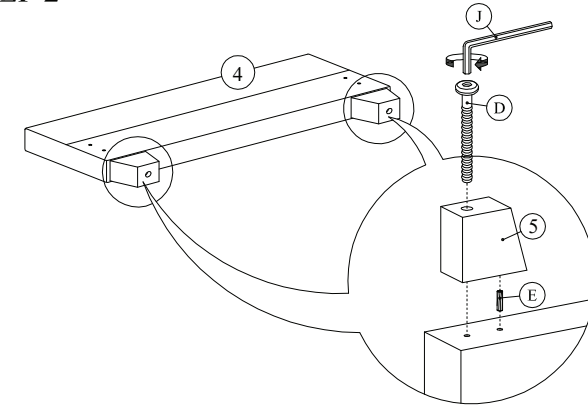
ITEM : 5271PU-Q / 5271PU-F

NO	PART LIST	QTY
1	HEADBOARD CUSHION	1PC
2	LEFT HEADBOARD LEG (WITH "L" LABEL)	1PC
3	RIGHT HEADBOARD LEG (WITH "R" LABEL)	1PC
4	FOOTBOARD CUSHION	1PC
5	FOOTBOARD LEGS	2PCS
6	SIDE RAIL	2PCS
7	SIDE RAIL	2PCS
8	SIDE RAIL SUPPORT LEG	2PCS
9	SLATS	4PCS
10	SUPPORT LEGS WITH ADJUSTABLE FEET	4PCS
NO	HARDWARE LIST	QTY
A	JCBB SCREW M8 X 20	8PCS
B	JCBC SCREW M6 X 25	8PCS
C	JCBC SCREW M6 X 35	10PCS
D	JCBC SCREW M6 X 70	2PCS
E	WOOD DOWEL	2PCS
F	SPRING WASHER	14PCS
G	FLAT WASHER	14PCS
H	SCREW M4 X 32mm	8PCS
I	L - KEY M5 X 65mm	1PC
J	L - KEY M4 X 100mm	1PC

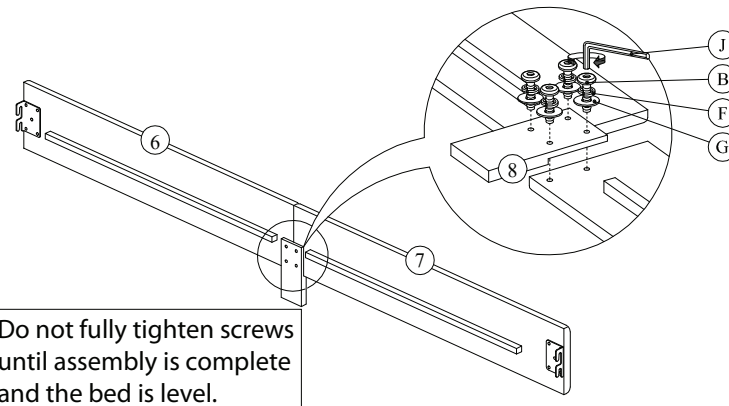
STEP 1



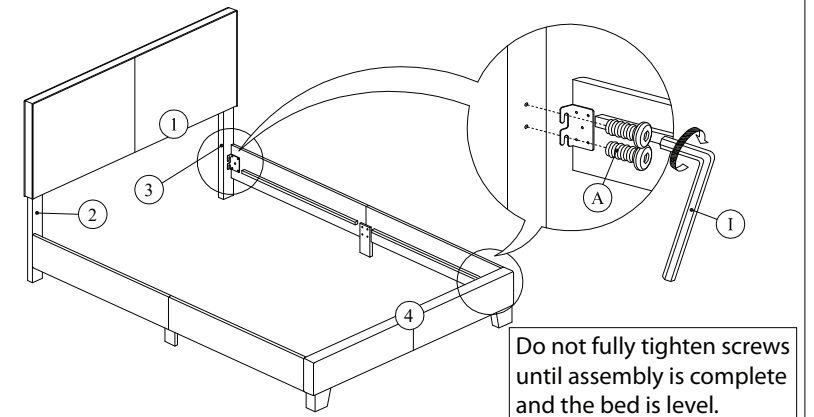
STEP 2



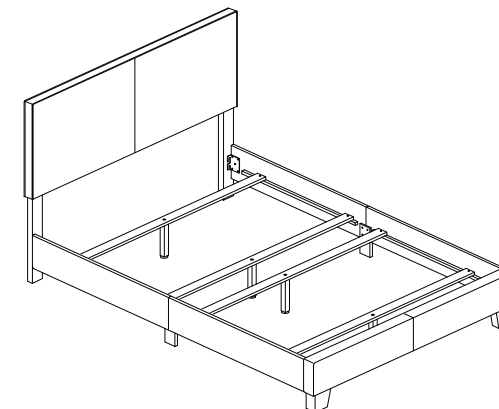
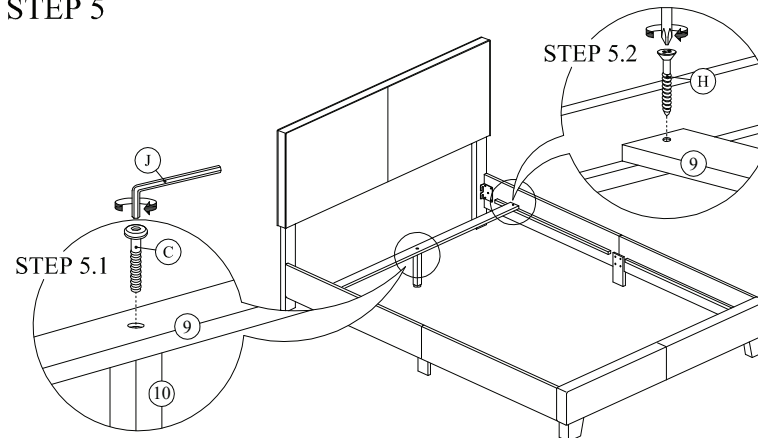
STEP 3



STEP 4



STEP 5



ASSEMBLY COMPLETED